

## PEIs

308 <sup>↑+2%</sup>

INSTITUTIONS




129 <sup>↑+4%</sup>

WITH EDUTRUST

24,000 <sup>↑+1%</sup>

TEACHERS &  
NON-TEACHING  
STAFF



S\$3.58B <sup>↑+7%</sup>

SECTOR REVENUE

# 2024

## PRIVATE EDUCATION Sector Overview

### STUDENTS



141,700 <sup>↑+4%</sup>

STUDENT INTAKE



1 in 3

ARE SINGAPOREANS / PRs

1 in 3



ARE 18-24 YEARS OLD



1 in 3

ARE IN BACHELOR / DIPLOMA COURSES

Of the International  
Students, 7 in 10 are  
from..



China,  
India,  
Japan,  
Malaysia,  
& USA

### COURSES



3,400 <sup>↓-2%</sup>

ACTIVE COURSES

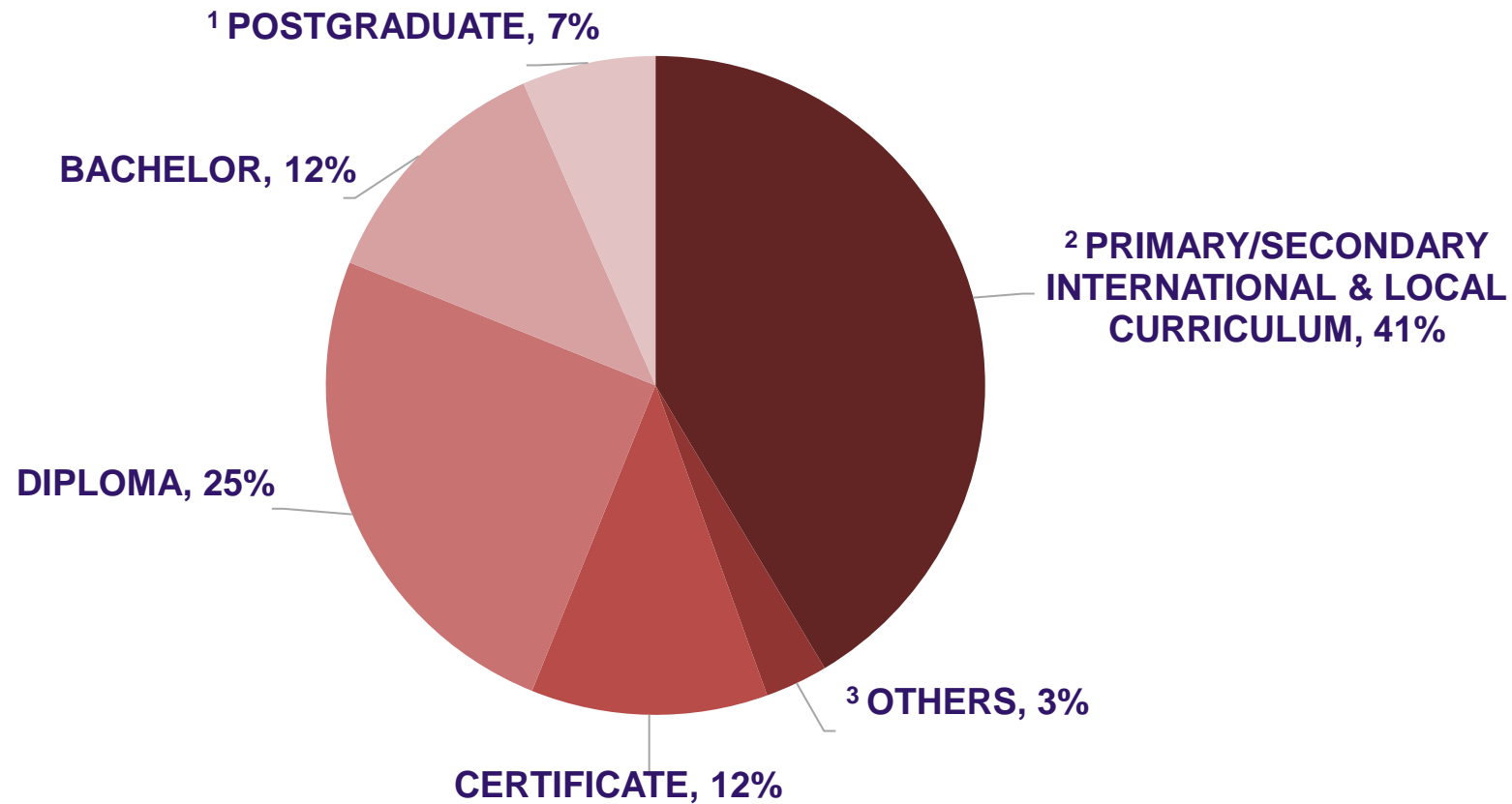


2 in 5

ARE BACHELOR & DIPLOMA COURSES



# Total 2024 New Student Intake by Course Type

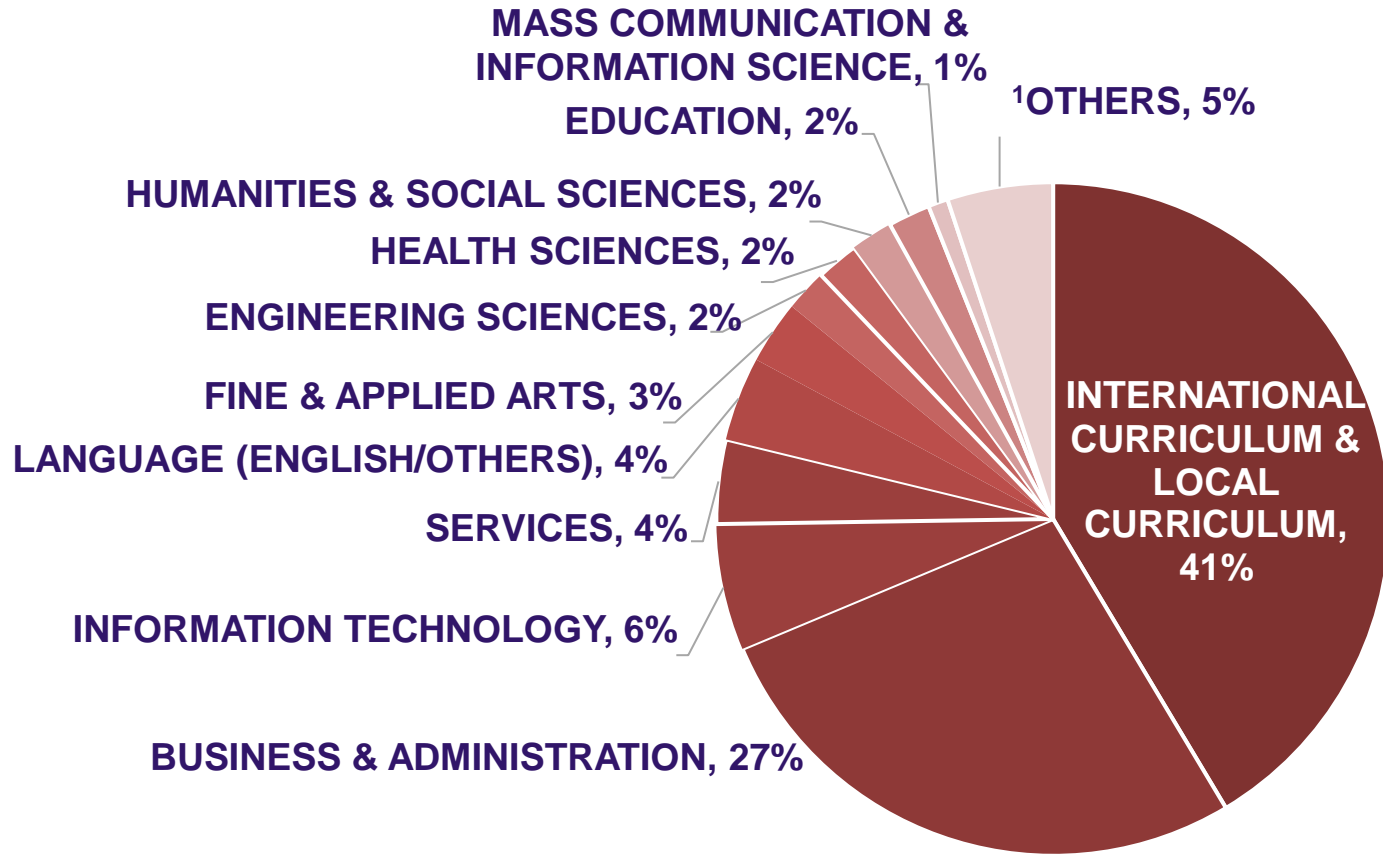


<sup>1</sup> Postgraduate courses include Doctorate, Master and Postgraduate Diploma/Certificate.

<sup>2</sup> Primary/Secondary International Curriculum refers to full-time education that follows foreign or international curriculum and Local Curriculum refers to education offered by the Private Regular Schools (PRS).

<sup>3</sup> Others include Special Education (SPED) and full-time Preparatory courses that prepare students for external examinations or institutional admission.

# Total 2024 New Student Intake by Field of Study



**Note:** Percentages do not add up to 100% due to rounding off

- PEIs are encouraged to stay in sync with changing market trends to meet industry demand for emerging skills and training needs
- Please visit SSG's [website](#) for insights and available resources such as the Skills Demand for the Future Economy Report 2025 and the Jobs-Skills Portal

<sup>1</sup> Others include those in Preparatory (AEIS/N/O/A Level); Architecture, Building & Real Estate; Law; Natural, Physical, Chemical & Mathematical Sciences, etc.